

KELLNER CLASSIC SUPER RUN 1 - Super-G, Women  
 USA - CA - China Peak  
 2/21/2025 11:45 AM





[I'm in this race!](#) [Add a photo](#)



12 photos



Results:

Rank	Bib	Name	Team	Club	Class	Result 1
1	1	Jockin, Julia	USA	SSRT	U16	1:12.40 (1)
2	9	Roberts, Jane	USA	SSRT	U14	1:13.08 (2)
3	5	Lang, Lauren	USA	CPST	U14	1:13.72 (3)
4	2	Shawkey, Emma	USA	BVSEF	U14	1:14.29 (4)
5	11	Dahl, Vanessa	USA	DRRT	U16	1:16.42 (5)
6	7	Miles, Lois	USA	BVSEF	U16	1:16.65 (6)
7	6	Yon, Lindsay	USA	SSRT	U16	1:17.39 (7)
8	3	Dragomanovich, Kenan	USA	BVSEF	U14	1:17.58 (8)
9	18	Krueer, Emilie	USA	DRRT	U14	1:19.05 (9)
10	8	Donovan, Riley	USA	CPST	U14	1:19.63 (10)
   						
11	14	Moore, Valerie	USA	BVSEF	U16	1:21.91 (11)
12	12	Roberts, Ariaiah	USA	BVSEF	U14	1:23.23 (12)
13	20	Olson, Annika	USA	BVSEF	U14	1:23.97 (13)
14	10	Colic, Lani	USA	BVSEF	U14	1:24.13 (14)
15	15	Howell, Annelise	USA	BVSEF	U16	1:24.91 (15)
16	4	Telles, Analee	USA	CPST	U14	1:25.62 (16)
17	16	Nanshi, Arya	USA	DRRT	U14	1:25.95 (17)
18	17	Carlisle, Brooke	USA	BVSEF	U14	1:28.10 (18)
19	23	Eclarino, Calissa	USA	BVSEF	U14	1:35.76 (19)
	13	Arneborn, Sonja	USA	BVSEF	U16	DNF
	19	Ferguson, Kendall	USA	CPST	U14	DNF
	21	Zaigralin, Maggie	USA	BVSEF	U14	DNF
	22	Lim, Madison	USA	DRRT	U14	DNF

KELLNER CLASSIC SUPER G RUN 1 - Super-G, Men  
 USA - CA - China Peak  
 2/21/2025 12:10 PM






[I'm in this race!](#) [Add a photo](#)



12 photos



Results:

Rank	Bib	Name	Team	Club	Class	Result 1
1	9	Peterson, Nathan	USA	BVSEF	U16	1:14.22 (1)
2	1	Trapasso, Joseph	USA	BVSEF	U14	1:15.19 (2)
3	8	Balco, Max	USA	BVSEF	U16	1:15.77 (3)
4	3	<a href="#">Barrios, Sebastian</a> 	USA	BVSEF	U18	1:17.33 (4)
5	17	Fry, Brendan	USA	BVSEF	U14	1:17.77 (5)
6	11	Eclarino, Crimson	USA	BVSEF	U18	1:18.64 (6)
7	6	Park, Jay Min		SSRT	U16	1:19.18 (7)
8	16	Trevino, Nicolas	USA	SSRT	U14	1:19.83 (8)
9	2	Root, Noah	USA	DRRT	U14	1:22.22 (9)
10	5	Villarreal, Samuel	USA	SSRT	U14	1:22.86 (10)
   						
11	4	Portillo, Leroy	USA	DRRT	U16	1:23.09 (11)
12	12	Vilimek, Kaito	USA	DRRT	U14	1:24.94 (12)
13	15	Lupean, Dominique	USA	SSRT	U14	1:26.15 (13)
14	13	Olson, Calvin	USA	BVSEF	U14	1:31.47 (14)
	7	Bai, Ian	USA	SSRT	U16	DNF
	10	Krueer, Lukas	USA	DRRT	U16	DNF
	14	Lupean, Casian	USA	SSRT	U14	DNF

[Edit Race](#)

KELLNER CLASSIC SUPER RUN 1 - Super-G, Women  
 USA - CA - China Peak  
 2/22/2025 10:25 AM





[I'm in this race!](#) [Add a photo](#)



[12 photos](#)



Results:

Rank	Bib	Name	Team	Club	Class	Result 1
1	1	Jockin, Julia	USA	SSRT	U16	1:07.32 (1)
2	5	Lang, Lauren	USA	CPST	U14	1:07.84 (2)
3	11	Dahl, Vanessa	USA	DRRT	U16	1:09.90 (3)
4	7	Miles, Lois	USA	BVSEF	U16	1:10.29 (4)
5	2	Shawkey, Emma	USA	BVSEF	U14	1:10.50 (5)
6	9	Roberts, Jane	USA	SSRT	U14	1:10.78 (6)
7	3	Dragomanovich, Kenan	USA	BVSEF	U14	1:10.85 (7)
8	18	Krueer, Emilie	USA	DRRT	U14	1:13.20 (8)
9	6	Yon, Lindsay	USA	SSRT	U16	1:13.37 (9)
10	22	Lim, Madison	USA	DRRT	U14	1:14.63 (10)
   						
11	15	Howell, Annelise	USA	BVSEF	U16	1:14.81 (11)
12	10	Colic, Lani	USA	BVSEF	U14	1:15.01 (12)
13	13	Arneborn, Sonja	USA	BVSEF	U16	1:15.50 (13)
14	14	Moore, Valerie	USA	BVSEF	U16	1:16.29 (14)
15	16	Nanishi, Arya	USA	DRRT	U14	1:17.24 (15)
16	4	Telles, Analee	USA	CPST	U14	1:17.48 (16)
17	12	Roberts, Ariaah	USA	BVSEF	U14	1:18.36 (17)
18	19	Ferguson, Kendall	USA	CPST	U14	1:19.79 (18)
19	21	Zaigralin, Maggie	USA	BVSEF	U14	1:22.06 (19)
20	17	Carlisle, Brooke	USA	BVSEF	U14	1:23.53 (20)
21	23	Eclarino, Calissa	USA	BVSEF	U14	1:24.79 (21)
	8	Donovan, Riley	USA	CPST	U14	DNF
	24	Potter, Centauriii	USA	TPTA	U16	DNS
	20	Olson, Annika	USA	BVSEF	U14	DQg19

KELLNER CLASSIC SUPER G RUN 1 - Super-G, Men  
 USA - CA - China Peak  
 2/22/2025 11:00 AM

[I'm in this race!](#) [Add a photo](#)



[12 photos](#)



Results:

Rank	Bib	Name	Team	Club	Class	Result 1
1	6	Park, Jay Min		SSRT	U16	1:03.66 (1)
2	7	Bai, Ian	USA	SSRT	U16	1:05.32 (2)
3	9	Peterson, Nathan	USA	BVSEF	U16	1:07.34 (3)
4	10	Krueer, Lukas	USA	DRRT	U16	1:09.11 (4)
5	8	Balco, Max	USA	BVSEF	U16	1:09.32 (5)
6	11	Eclarino, Crimson	USA	BVSEF	U18	1:11.18 (6)
7	1	Trapasso, Joseph	USA	BVSEF	U14	1:11.86 (7)
8	3	<a href="#">Barrios, Sebastian</a> 	USA	BVSEF	U18	1:11.89 (8)
9	17	Fry, Brendan	USA	BVSEF	U14	1:12.97 (9)
10	2	Root, Noah	USA	DRRT	U14	1:15.45 (10)
   						
11	4	Portillo, Leroy	USA	DRRT	U16	1:16.72 (11)
12	14	Lupean, Casian	USA	SSRT	U14	1:17.28 (12)
13	16	Trevino, Nicolas	USA	SSRT	U14	1:18.99 (13)
14	15	Lupean, Dominique	USA	SSRT	U14	1:19.58 (14)
15	13	Olson, Calvin	USA	BVSEF	U14	1:25.43 (15)
	5	Villarreal, Samuel	USA	SSRT	U14	DNF
	12	Vilimek, Kaito	USA	DRRT	U14	DQg19

[Edit Race](#)

[I'm in this race!](#) [Add a photo](#)



[12 photos](#)



Results:

Rank	Bib	Name	Team	Club	Class	Result 1
1	2	Notte, Sienna		BVSF	U12	1:02.05 (1)
2	13	Hauptman, Elin		CPRT	U12	1:04.02 (2)
3	9	Lim, Mackenzie		DRRT	U12	1:08.69 (3)
4	4	Donnelly, Kenzie		CPRT	U12	1:09.00 (4)
5	7	Donovan, Brynn		CPRT	U12	1:09.47 (5)
6	3	McGeragle, Christiana		DRRT	U12	1:14.07 (6)
7	6	Roberts, Magnolia Mae		BVSF	U12	1:14.95 (7)
8	11	Villarreal, Aurora		SSRT	U12	1:17.02 (8)
9	8	Vilimek, Kairi		DRRT	U12	1:17.42 (9)
10	1	Speck, Rose		DRRT	U12	1:18.56 (10)
   						
11	5	Villarreal, Sofia		SSRT	U12	1:19.34 (11)
12	10	Fernando, Audrey		CPRT	U12	1:28.67 (12)
	12	Storelli, Emma		CPRT	U12	DNS





[I'm in this race!](#) [Add a photo](#)



[12 photos](#)



Results:

Rank	Bib	Name	Team	Club	Class	Result 1
1	6	Crossett, Landon		SSRT	U12	1:00.67 (1)
2	8	Bingham, Jack		SSRT	U12	1:02.02 (2)
3	2	Cai, Andrew		DRRT	U12	1:02.82 (3)
4	4	Kim, Ayden		SSRT	U12	1:03.88 (4)
5	1	Busick, Aksel		TPT	U12	1:04.70 (5)
6	13	Ilic, Elliot		CPRT	U12	1:05.99 (6)
7	14	Busick, Parker		TPT	U12	1:07.98 (7)
8	9	Rodriguez, Fernando		SSRT	U12	1:08.35 (8)
9	7	Nowinski, Franek		DRRT	U12	1:10.26 (9)
10	11	Telles, Van		CPRT	U12	1:11.46 (10)
   						
11	12	Renaud, Jack		CPRT	U12	1:13.33 (11)
12	18	Rommereim, Maxwell		CPRT	U12	1:13.51 (12)
13	5	Garcia, Marz		CPRT	U12	1:13.72 (13)
14	15	Taylor, Owen		BVSF	U12	1:14.47 (14)
15	17	Vester, Bennett		DPSEF	U12	1:14.91 (15)
16	16	Arneborn, Sebastian		BVSF	U12	1:33.31 (16)
	3	Donnelly, Tyler		CPRT	U12	DNF
	10	Oravec, Richard		CPRT	U12	DNF

[I'm in this race!](#) [Add a photo](#)



[12 photos](#)



Results:

Rank	Bib	Name	Team	Club	Class	Result 1
1	2	Notte, Sienna		BVSF	U12	58.78 (1)
2	7	Donovan, Brynn		CPRT	U12	1:03.29 (2)
3	13	Hauptman, Elin		CPRT	U12	1:03.97 (3)
4	3	McGeragle, Christiana		DRRT	U12	1:08.79 (4)
5	4	Donnelly, Kenzie		CPRT	U12	1:08.98 (5)
6	9	Lim, Mackenzie		DRRT	U12	1:11.08 (6)
7	6	Roberts, Magnolia Mae		BVSF	U12	1:11.34 (7)
8	5	Villarreal, Sofia		SSRT	U12	1:12.84 (8)
9	11	Villarreal, Aurora		SSRT	U12	1:15.22 (9)
10	8	Vilimek, Kairi		DRRT	U12	1:17.19 (10)
11	10	Fernando, Audrey		CPRT	U12	1:35.88 (11)
	1	Speck, Rose		DRRT	U12	DNF

[I'm in this race!](#) [Add a photo](#)



[12 photos](#)



Results:

Rank	Bib	Name	Team	Club	Class	Result 1
1	2	Cai, Andrew		DRRT	U12	1:01.04 (1)
2	13	Ilic, Elliot		CPRT	U12	1:02.90 (2)
3	1	Busick, Aksel		TPT	U12	1:03.48 (3)
4	3	Donnelly, Tyler		CPRT	U12	1:03.68 (4)
5	8	Bingham, Jack		SSRT	U12	1:04.23 (5)
6	18	Rommereim, Maxwell		CPRT	U12	1:07.72 (6)
7	14	Busick, Parker		TPT	U12	1:08.44 (7)
8	9	Rodriguez, Fernando		SSRT	U12	1:09.36 (8)
9	17	Vester, Bennett		DPSEF	U12	1:09.54 (9)
10	15	Taylor, Owen		BVSF	U12	1:11.57 (10)
11	12	Renaud, Jack		CPRT	U12	1:13.47 (11)
12	16	Arneborn, Sebastian		BVSF	U12	1:22.44 (12)
	4	Kim, Ayden		SSRT	U12	DNF
	6	Crossett, Landon		SSRT	U12	DNF
	7	Nowinski, Franek		DRRT	U12	DNS